



POLICE
SCOTLAND

POILEAS ALBA

Weekly Hate Crime and Incident Report

Week 7: 13th May – 19th May

OFFICIAL

This data is Police Scotland Management Information, Not Official Statistics.

1. Hate Reporting Summary

All statistics are provisional and should be treated as management information. All data have been extracted from Police Scotland internal systems and are correct as of 20th May 2024.

1. **Number of online reports:** Between 13th May 2024 – 19th May 2024, **59, 41.6% decrease** on the previous week, YTD **9764**.
2. **Hate Crime Related Telephone Calls (via 101/999):** Between 13th May 2024 – 19th May 2024, **3**, previous week **2**, YTD **69**.
3. **Hate Crime Related Emails (via Contact Us):** Between 13th May 2024 – 19th May 2024, **1**, previous week **0**, YTD **196**.
4. **Number of Non-Crime Hate Incidents:** Between 13th May 2024 – 19th May 2024, **28**, a **75% increase** on the previous week (**16**), YTD **173**.
5. **Number of recorded Hate Crimes:** Between 13th May 2024 – 19th May 2024, **231**, a **13.8% decrease** on the previous week, YTD **1537**.
6. **Number of Freedom of Information Requests:** Between 13th May 2024 – 19th May 2024, **2**, YTD **74**.
7. **Subject Access Requests:** Between 13th May 2024 – 19th May 2024, **1**, YTD **19**.
8. **Number of complaints relating to the Hate Crime Act:** Between 13th May 2024 – 19th May 2024, **1**, YTD **57**.
9. **% Police Officers completed training: 90.12%**
10. **Pages 15 - 22 of this report provides disaggregated data by local area command.**
11. **Hate Crime reporting will now be aligned to the Quarterly Performance reporting framework. Weekly reports will no longer be published.**

2. Online Hate Reports

Table 1.1: Online Hate Reports

	13.05.24	14.05.24	15.05.24	16.05.24	17.05.24	18.05.24	19.05.24	Total
Online Reports								
Online Hate Reports - Total	15	6	6	5	10	12	5	59
Online Reports - Named Reporter	6	2	0	2	4	7	1	22
Online Reports - Anonymous Reporter	9	4	6	3	6	5	4	37
Police Incidents								
Police Incidents with Hate Crime Tag Added	24	23	27	22	23	22	18	159
Service Centre Public Contacts								
Hate Crime Related Telephone Calls (Via 101/999)	0	1	0	1	1	0	0	3
Hate Crime Related Emails (Via Contactus)	0	0	0	0	0	0	1	1

3. Online Hate Reports

Table 1.1: Description of data

Information presented in Table 1.1:

Online Hate Reports (total) on each date: 13.05.24 – 15; 14.05.24 - 6; 15.05.24 - 6; 16.05.24 – 5;
17.05.24 - 10; 18.05.24 - 12; 19.05.24 - 5

Online Hate Reports (Named Reporter) on each date: 13.05.24 – 6; 14.05.24 - 2; 15.05.24 - 0; 16.05.24 - 2;
17.05.24 - 4; 18.05.24 - 7; 19.05.24 - 1

Online Hate Reports (Anonymous Reporter) on each date: 13.05.24 – 9; 14.05.24 - 4; 15.05.24 - 6; 16.05.24 - 3;
17.05.24 - 6; 18.05.24 - 5; 19.05.24 - 4

Police Incidents with Hate Crime Tag Added: 13.05.24 - 24; 14.05.24 - 23; 15.05.24 - 27; 16.05.24 - 22;
17.05.24 - 23; 18.05.24 - 22; 19.05.24 - 18

Hate Crime Related Telephone Calls (Via 101/999) - 13.05.24 - 0; 14.05.24 - 1; 15.05.24 - 0; 16.05.24 - 1;
17.05.24 - 1; 18.05.24 - 0; 19.05.24 - 0

Hate Crime Related Emails (Via Contactus) - 13.05.24 - 0; 14.05.24 - 0; 15.05.24 - 0; 16.05.24 - 0;
17.05.24 - 0; 18.05.24 - 0; 19.05.24 - 1

4. Online Hate Reports

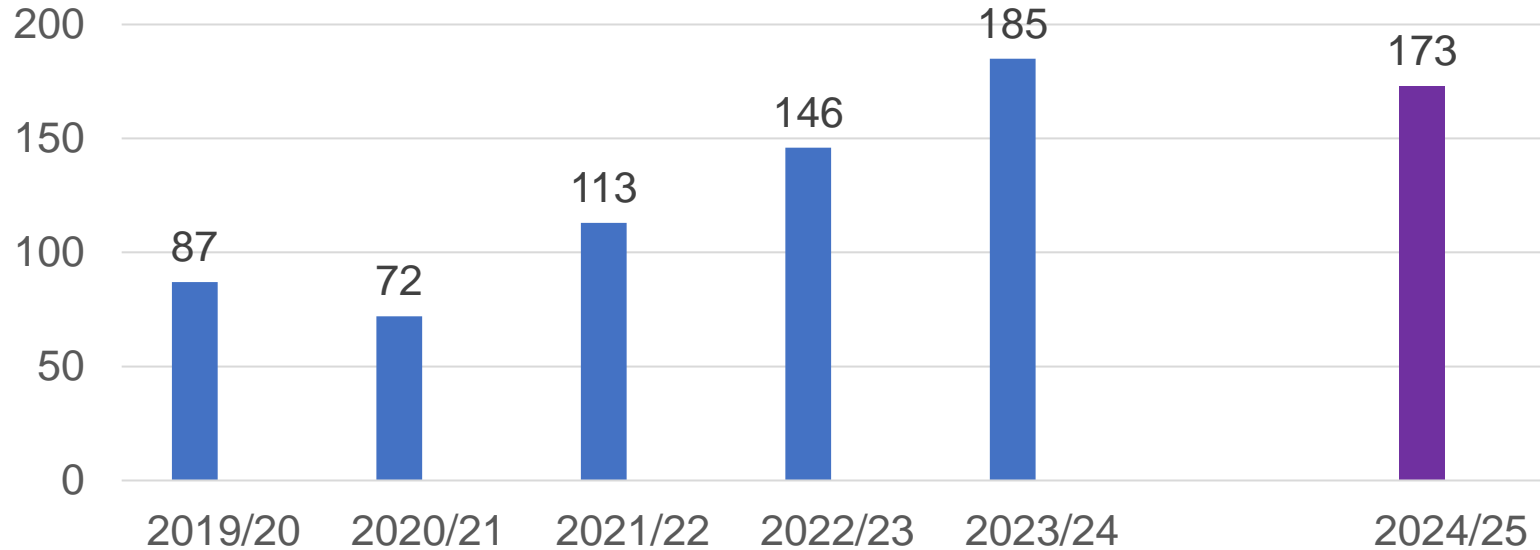
Caveats for Table 1.1

All statistics are provisional and should be treated as management information. All data have been extracted from Police Scotland internal systems and are correct as of 20th May 2024.

1. Online Hate Reports: Reports via the Police Scotland's digital sites e.g Website, Mobile Phone Site.
2. Police Incidents: Command and Control system generated incidents that have the Hate Crime and Public Order Act Tag added.
3. Hate Crime related Telephone Calls - Hate Crime reports via 101 / 999
4. Hate Crime related E-Mails - Hate Crime reports via the Contact Us Email system.
5. Numbers of reports may change due to ongoing quality assurance.

5. Recorded Non-Crime Hate Incidents (1st April – 19th May)

Table 2.1: Non-Crime Hate Incidents



Information presented in Table 2.1 above (1st April - 19th May) 2019/20 - 87 Non-Crime Hate Incidents; 2020/21 - 72 Non-Crime Hate Incidents; 2021/22 - 113 Non-Crime Hate Incidents; 2022/23 - 146 Non-Crime Hate Incidents; 2023/24 - 185 Non-Crime Hate Incidents; 2024/25 - 173 Non-Crime Hate Incidents.



6. Recorded Non-Crime Hate Incidents (1st April – 19th May)

Table 2.2: Recorded Non-Crime Hate Incidents (Year to Date comparison weeks)

Period	2019/20	2020/21	2021/22	2022/23	2023/24	2024/25
Week 7 - 13th May - 19th May	18	13	23	32	36	28
Week 6 - 6th May - 12th May	10	10	18	24	27	16
Week 5 - 29th April - 5th May	12	9	16	22	24	27
Week 4 - 22nd April - 28th April	10	13	14	20	21	25
Week 3 - 15th April - 21st April	11	14	20	19	26	26
Week 2 - 8th April - 14th April	13	6	11	10	33	22
Week 1 - 1st April - 7th April	13	7	11	19	18	29
Total	87	72	113	146	185	173

7. Recorded Non-Crime Hate Incidents (1st April – 19th May)

Table 2.2: Description of data

Information presented in Table 2.2 (1st April - 7th April) 2019/20 - 13 Non-Crime Hate Incidents; 2020/21 - 7 Non-Crime Hate Incidents; 2021/22 - 11 Non-Crime Hate Incidents; 2022/23 - 19 Non-Crime Hate Incidents; 2023/24 - 18 Non-Crime Hate Incidents; 2024/25 - 29 Non-Crime Hate Incidents.

Information presented in Table 2.2 (8th April - 14th April) 2019/20 - 13 Non-Crime Hate Incidents; 2020/21 - 6 Non-Crime Hate Incidents; 2021/22 - 11 Non-Crime Hate Incidents; 2022/23 - 10 Non-Crime Hate Incidents; 2023/24 - 33 Non-Crime Hate Incidents; 2024/25 - 22 Non-Crime Hate Incidents.

(15th April - 21st April) 2019/20 - 11 Non-Crime Hate Incidents; 2020/21 - 14 Non-Crime Hate Incidents; 2021/22 - 20 Non-Crime Hate Incidents; 2022/23 - 19 Non-Crime Hate Incidents; 2023/24 - 26 Non-Crime Hate Incidents; 2024/25 - 26 Non-Crime Hate Incidents.

(22nd April - 28th April) 2019/20 - 10 Non-Crime Hate Incidents; 2020/21 - 13 Non-Crime Hate Incidents; 2021/22 - 14 Non-Crime Hate Incidents; 2022/23 - 20 Non-Crime Hate Incidents; 2023/24 - 21 Non-Crime Hate Incidents; 2024/25 - 25 Non-Crime Hate Incidents.

(29th April – 5th May) 2019/20 - 12 Non-Crime Hate Incidents; 2020/21 - 9 Non-Crime Hate Incidents; 2021/22 - 16 Non-Crime Hate Incidents; 2022/23 - 22 Non-Crime Hate Incidents; 2023/24 - 24 Non-Crime Hate Incidents; 2024/25 - 27 Non-Crime Hate Incidents.

(6th May – 12th May) 2019/20 - 10 Non-Crime Hate Incidents; 2020/21 - 10 Non-Crime Hate Incidents; 2021/22 - 18 Non-Crime Hate Incidents; 2022/23 - 24 Non-Crime Hate Incidents; 2023/24 - 27 Non-Crime Hate Incidents; 2024/25 - 16 Non-Crime Hate Incidents.

(13th May – 19th May) 2019/20 - 18 Non-Crime Hate Incidents; 2020/21 - 13 Non-Crime Hate Incidents; 2021/22 - 23 Non-Crime Hate Incidents; 2022/23 - 32 Non-Crime Hate Incidents; 2023/24 - 36 Non-Crime Hate Incidents; 2024/25 - 28 Non-Crime Hate Incidents.

8. Recorded Non-Crime Hate Incidents (13th May – 19th May)

Table 2.3: Recorded Non-Crime Hate Incidents

Period	2019/20	2020/21	2021/22	2022/23	2023/24	2024/25
13th May	2	4	1	7	1	2
14th May	0	0	1	2	6	7
15th May	2	2	1	2	7	4
16th May	2	2	2	5	8	4
17th May	7	3	3	4	5	3
18th May	3	1	4	4	7	5
19th May	2	1	11	8	2	3
Total	18	13	23	32	36	28

9. Recorded Non-Crime Hate Incidents (13th May – 19th May)

Table 2.3: Description of data

Information presented in Table 2.2: Non-Crime Hate Incidents on each date

- 13th May 2019/20 - 2; 2020/21 - 4; 2021/22 - 1; 2022/23 - 7; 2023/24 - 1; 2024/25 - 2
- 14th May 2019/20 - 0; 2020/21 - 0; 2021/22 - 1; 2022/23 - 2; 2023/24 - 6; 2024/25 - 7
- 15th May 2019/20 - 2; 2020/21 - 2; 2021/22 - 1; 2022/23 - 2; 2023/24 - 7; 2024/25 - 4
- 16th May 2019/20 - 2; 2020/21 - 2; 2021/22 - 2; 2022/23 - 5; 2023/24 - 8; 2024/25 - 4
- 17th May 2019/20 - 7; 2020/21 - 3; 2021/22 - 3; 2022/23 - 4; 2023/24 - 5; 2024/25 - 3
- 18th May 2019/20 - 3; 2020/21 - 1; 2021/22 - 4; 2022/23 - 4; 2023/24 - 7; 2024/25 - 5
- 19th May 2019/20 - 2; 2020/21 - 1; 2021/22 - 11; 2022/23 - 8; 2023/24 - 2; 2024/25 - 3

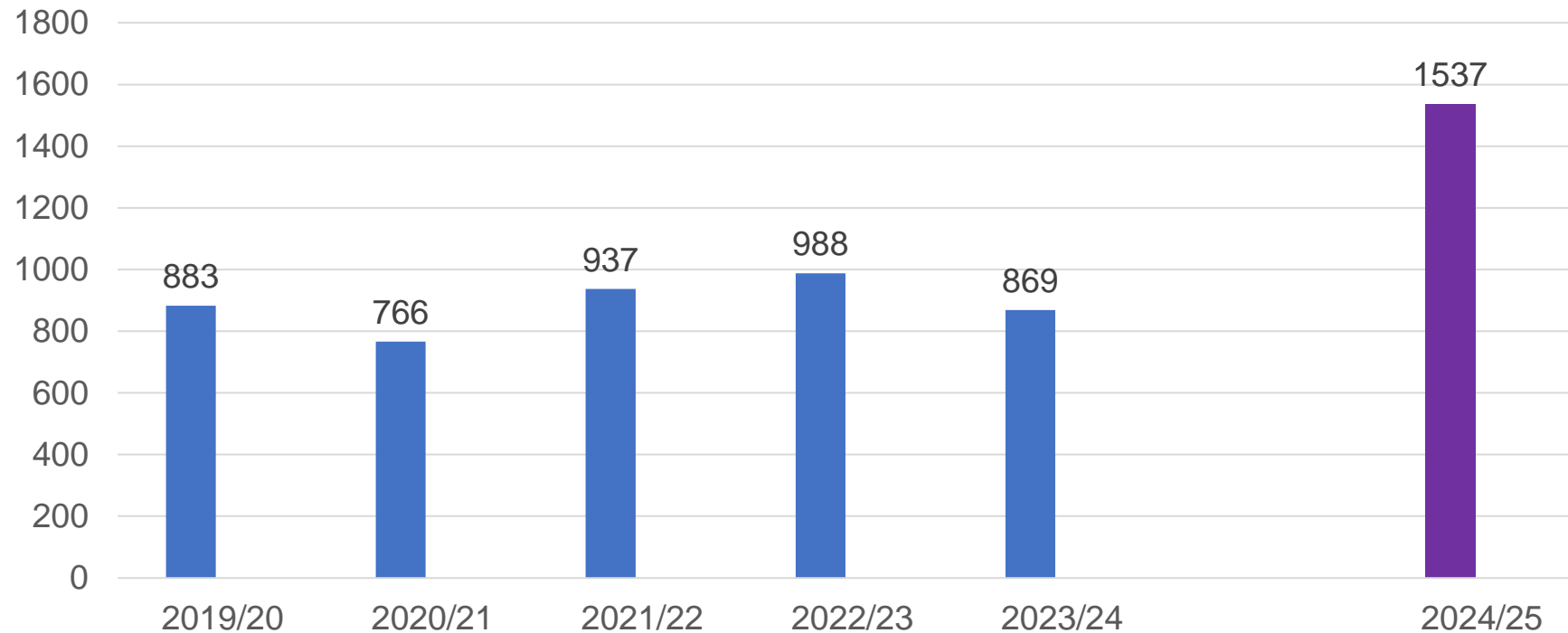
Caveats for Tables 2.1, 2.2 and 2.3

All statistics are provisional and should be treated as management information. All data have been extracted from Police Scotland internal systems and are correct as of 20th May 2024.

1. All records relating to Non-Crime Hate Incidents have been extracted from the Interim Vulnerable Persons Database (iVPD).
2. Non-Crime Hate Incidents are extracted from iVPD where 'Crime Occurred' equals 'No'.
3. Please note, the data is extracted using the 'incident created' date.

11. Recorded Hate Crimes (1st April – 19th May)

Table 3.1: Recorded Hate Crimes



Information presented in Table 3.1 above (1st April - 19th May) 2019/20 - 883 recorded hate crimes; 2020/21 - 766 recorded hate crimes; 2021/22 - 937 recorded hate crimes; 2022/23 - 988 recorded hate crimes; 2023/24 - 869 recorded hate crimes; 2024/25 - 1537 recorded hate crimes.

12. Recorded Hate Crimes (1st April – 19th May)

Table 3.2: Recorded Hate Crime by Date (year to Date Comparison weeks)

Period	2019/20	2020/21	2021/22	2022/23	2023/24	2024/25
Week 7 - 13th May - 19th May	128	137	152	159	145	231
Week 6 - 6th May - 12th May	140	117	121	127	150	268
Week 5 - 29th April - 5th May	120	114	149	155	130	211
Week 4 - 22nd April - 28th April	130	118	139	139	105	230
Week 3 - 15th April - 21st April	128	103	129	146	128	176
Week 2 - 8th April - 14th April	130	80	108	137	112	196
Week 1 - 1st April - 7th April	107	97	139	125	99	225
Total	883	766	937	988	869	1537

13. Recorded Hate Crimes (1st April – 19th May)

Table 3.2: Description of data

Information presented in Table 3.2:

(1st April - 7th April) 2019/20 - 107 recorded hate crimes; 2020/21 - 97 recorded hate crimes; 2021/22 - 139 recorded hate crimes; 2022/23 - 125 recorded hate crimes; 2023/24 - 99 recorded hate crimes; 2024/25 - 225 recorded hate crimes.

(8th April - 14th April) 2019/20 - 130 recorded hate crimes; 2020/21 - 80 recorded hate crimes; 2021/22 - 108 recorded hate crimes; 2022/23 - 137 recorded hate crimes; 2023/24 - 112 recorded hate crimes; 2024/25 - 196 recorded hate crimes.

(15th April - 21st April) 2019/20 - 128 recorded hate crimes; 2020/21 - 103 recorded hate crimes; 2021/22 - 129 recorded hate crimes; 2022/23 - 146 recorded hate crimes; 2023/24 - 128 recorded hate crimes; 2024/25 - 176 recorded hate crimes.

(22nd April - 28th April) 2019/20 - 130 recorded hate crimes; 2020/21 - 118 recorded hate crimes; 2021/22 - 139 recorded hate crimes; 2022/23 - 139 recorded hate crimes; 2023/24 - 105 recorded hate crimes; 2024/25 - 230 recorded hate crimes.

(29th April - 5th May) 2019/20 - 120 recorded hate crimes; 2020/21 - 114 recorded hate crimes; 2021/22 - 149 recorded hate crimes; 2022/23 - 155 recorded hate crimes; 2023/24 - 130 recorded hate crimes; 2024/25 - 211 recorded hate crimes.

(6th May - 12th May) 2019/20 - 140 recorded hate crimes; 2020/21 - 117 recorded hate crimes; 2021/22 - 121 recorded hate crimes; 2022/23 - 127 recorded hate crimes; 2023/24 - 150 recorded hate crimes; 2024/25 - 268 recorded hate crimes.

(13th May - 19th May) 2019/20 - 128 recorded hate crimes; 2020/21 - 137 recorded hate crimes; 2021/22 - 152 recorded hate crimes; 2022/23 - 159 recorded hate crimes; 2023/24 - 145 recorded hate crimes; 2024/25 - 231 recorded hate crimes.

14. Recorded Hate Crimes (1st April 2024 – 19th May 2024)

Table 3.3: Recorded Hate Crime (North Command)

Division	Area Command	2024/25
North East	Aberdeen North - AK	34
	Aberdeen South - AU	28
	Aberdeenshire North - AP	19
	Aberdeenshire South - AV	6
	Moray - AE	18
Tayside	Dundee City - DC	61
	Perth & Kinross - DP	37
	Angus - DE	18
Highland and Islands	North Highlands - NE	21
	Inverness - NA	27
	South Highlands - NB	9
	Western Isles - ND	3
	Orkney - NK	1
	Shetland - NL	1
Total		283

15. Recorded Hate Crimes (1st April 2024 – 19th May 2024)

Table 3.3: Description of data

Information presented in Table 3.3. Recorded Hate Crimes 1st April 2024 – 19th May 2024:

Aberdeen North – AK - 34
Aberdeen South – AU - 28
Aberdeenshire North – AP - 19
Aberdeenshire South – AV - 6
Moray – AE - 18
Dundee City - DC - 61
Perth & Kinross – DP - 37
Angus – DE - 18
North Highlands – NE - 21
Inverness – NA - 27
South Highlands – NB - 9
Western Isles – ND - 3
Orkney – NK - 1
Shetland – NL - 1

Table 3.4: Recorded Hate Crime (East Command)

Division	Area Command	2024/25
Forth Valley	Stirling - CS	18
	Clackmannanshire - CA	14
	Falkirk - CF	40
Edinburgh	Edinburgh South East - EC	135
	Edinburgh North West - EN	39
	Edinburgh South West - ES	25
	Edinburgh North East - ED	39
Lothian and Borders	East Lothian - JE	14
	Midlothian - JL	16
	Scottish Borders - JB	17
	West Lothian - JG	50
Fife	Central Fife - PA	25
	East Fife - PB	17
	West Fife - PD	19
	Levenmouth - PL	10
	Cowdenbeath - PJ	20
	Glenrothes - PG	10
Total		508

17. Recorded Hate Crimes (1st April 2024 – 19th May 2024)

Table 3.4: Description of data

Information presented in Table 3.4. Recorded Hate Crimes 1st April 2024 – 19th May 2024:

Stirling – CS - 18
Clackmannanshire – CA - 14
Falkirk – CF - 40
Edinburgh South East – EC - 135
Edinburgh North West – EN - 39
Edinburgh South West – ES - 25
Edinburgh North East - ED - 39
East Lothian – JE - 14
Midlothian – JL - 16
Scottish Borders – JB - 17
West Lothian - JG - 50
Central Fife – PA - 25
East Fife – PB - 17
West Fife – PD - 19
Levenmouth – PL - 10
Cowdenbeath – PJ - 20
Glenrothes – PG - 10

18. Recorded Hate Crimes (1st April 2024 – 19th May 2024)

Table 3.5: Recorded Hate Crime (West Command)

Division	Area Command	2024/25
Greater Glasgow	Glasgow City Centre - GP	65
	Glasgow East - GK	98
	Glasgow North West - GU	42
	Glasgow North - GF	27
	Glasgow South West - GA	45
	East Dunbartonshire - GJ	8
	Glasgow South East - GD	39
	East Renfrewshire - GC	8
	Ayrshire	East Ayrshire - UC
North Ayrshire - UA		23
South Ayrshire - UD		18
Lanarkshire	Monklands and Cumbernauld - QG	39
	Wishaw Motherwell and Bellshill - QE	43
	East Kilbride Cambuslang and Rutherglen - QA	42
	Hamilton and Clydesdale - QB	31
Argyll and West Dunbartonshire	Cowal, Bute & Helensburgh - LD	10
	Oban, Mid Argyll, Kintyre and the Islands - LB	12
	West Dunbartonshire - LA	31
Renfrewshire and Inverclyde	Inverclyde - KC	21
	Paisley - KA	40
	Renfrew - KB	26
Dumfries and Galloway	Dumfriesshire - VA	35
	Galloway - VG	16
Total		746

Table 3.5: Description of data

Information presented in Table 3.5. Recorded Hate Crimes 1st April 2024 – 19th May 2024:

Glasgow City Centre – GP - 65; Glasgow East – GK - 98; Glasgow North West – GU – 42;
Glasgow North – GF - 27; Glasgow South West - GA 45; East Dunbartonshire – GJ - 8;
Glasgow South East – GD - 39; East Renfrewshire – GC - 8; East Ayrshire – UC - 27;
North Ayrshire – UA - 23; South Ayrshire – UD - 18; Monklands and Cumbernauld – QG - 39;
Wishaw Motherwell and Bellshill – QE - 43; East Kilbride Cambuslang and Rutherglen – QA - 42;
Hamilton and Clydesdale – QB - 31; Cowal, Bute & Helensburgh – LD - 10;
Oban, Mid Argyll, Kintyre and the Islands – LB - 12; West Dunbartonshire – LA - 31;
Inverclyde – KC - 21; Paisley – KA - 40; Renfrew – KB - 26; Dumfriesshire – VA - 35;
Galloway – VG - 16

20. Recorded Hate Crimes (1st April 2024 – 19th May 2024)

Table 3.6: Recorded Hate Crime (Police Divisions)

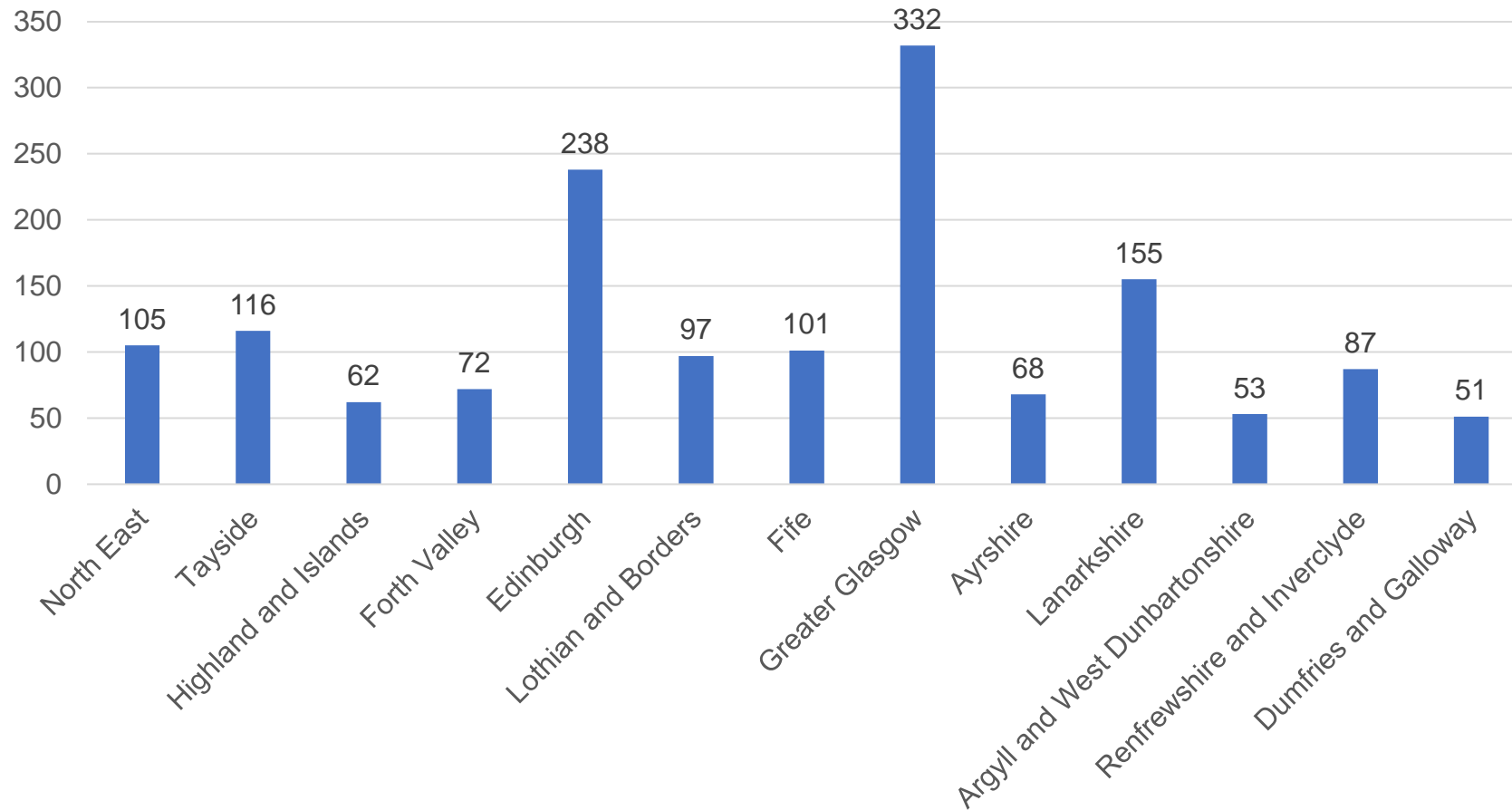


Table 3.6: Description of data

Information presented in Table 3.6. Recorded Hate Crimes 1st April 2024 – 19th May 2024:

North East - 105
Tayside - 116
Highland and Islands - 62
Forth Valley - 72
Edinburgh - 238
Lothian and Borders - 97
Fife - 101
Greater Glasgow - 332
Ayrshire - 68
Lanarkshire - 155
Argyll and West Dunbartonshire - 53
Renfrewshire and Inverclyde - 87
Dumfries and Galloway - 51

22. Recorded Hate Crimes (13th May – 19th May)

Table 3.7: Recorded Hate Crime by Date

Period	2019/20	2020/21	2021/22	2022/23	2023/24	2024/25
13th May	14	17	17	26	18	21
14th May	14	12	23	25	32	38
15th May	11	21	26	18	17	29
16th May	28	29	22	24	21	34
17th May	16	12	23	17	18	31
18th May	27	21	20	27	18	24
19th May	18	25	21	22	21	54
Total	128	137	152	159	145	231

Information presented in Table 3.7 above: Recorded hate crimes on each date

- 13th May: 2019/20 - 14; 2020/21 - 17; 2021/22 - 17; 2022/23 - 26; 2023/24 - 18; 2024/25 - 21
- 14th May: 2019/20 - 14; 2020/21 - 12; 2021/22 - 23; 2022/23 - 25; 2023/24 - 32; 2024/25 - 38
- 15th May: 2019/20 - 11; 2020/21 - 21; 2021/22 - 26; 2022/23 - 18; 2023/24 - 17; 2024/25 - 29
- 16th May: 2019/20 - 28; 2020/21 - 29; 2021/22 - 22; 2022/23 - 24; 2023/24 - 21; 2024/25 - 34
- 17th May: 2019/20 - 16; 2020/21 - 12; 2021/22 - 23; 2022/23 - 17; 2023/24 - 18; 2024/25 - 31
- 18th May: 2019/20 - 27; 2020/21 - 21; 2021/22 - 20; 2022/23 - 27; 2023/24 - 18; 2024/25 - 24
- 19th May: 2019/20 - 18; 2020/21 - 25; 2021/22 - 21; 2022/23 - 22; 2023/24 - 21; 2024/25 - 54

Caveats for Tables 3.1 - 3.7

All statistics are provisional and should be treated as management information. All data have been extracted from Police Scotland internal systems and are correct as of 20th May 2024.

1. The data prior to the 1st April 2024 has been extracted from the Interim Vulnerable Persons Database (iVPD) using the 'incident created' date.
2. The data from the 1st April 2024 has been extracted from the National Crime Unifi database using the 'date raised'.
3. Please note, the data from iVPD has been extracted based on crimes/offences which include at least one of the hate aggravators.
4. Please note, the data from National Unifi Crime has been extracted based on crimes/offences which include at least one of the hate aggravators and/or are one of the following offences:
 - Racially aggravated harassment
 - Racially aggravated conduct
 - Stirring up hatred: Racial
 - Stirring up hatred: Other Group
 - Race Relations Legislation (Public Order Act)

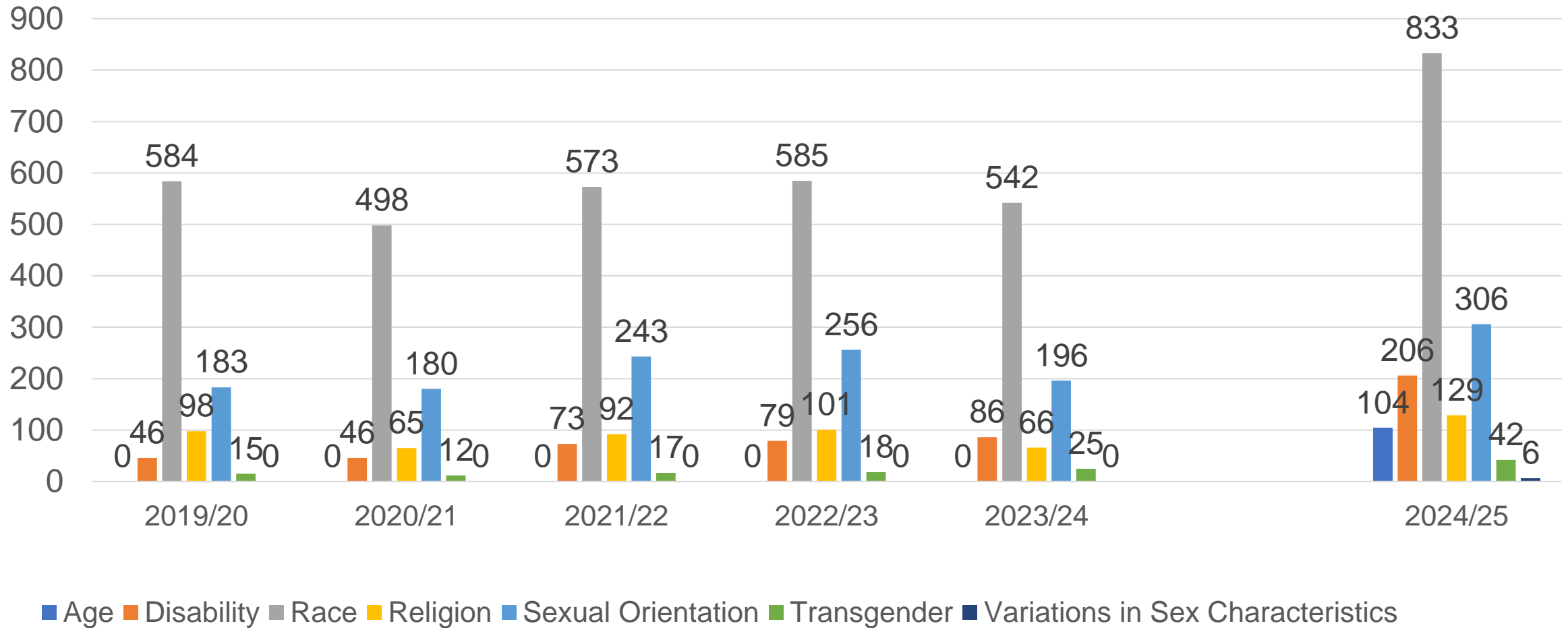
24. Recorded Hate Crimes (1st April – 19th May)

Caveats for Tables 3.1 – 3.7

5. Please note, Tables 3.1 – 3.7 display a count of unique hate crimes, and not a count of aggravators. Multiple aggravators can be added to the one hate crime.
6. Please note, due to the different sources of data being used, and the different methodology/counting rules, comparison of recorded hate crimes from the 1st April 2024 with recorded hate crimes prior to the 1st April 2024 would not be advised. Any comparison of the two datasets should be carried out with caution.
7. Please note, of the 1537 hate crimes, 13 recorded hate crime relates to ‘Stirring up hatred: Racial’; and 13 recorded hate crimes relate to ‘Stirring up hatred: Other Group’.

25. Recorded Hate Crime Aggravators (1st April – 19th May)

Table 4.1: Recorded Hate Crime Aggravators



26. Recorded Hate Crime Aggravators (1st April – 19th May)

Table 4.2: Recorded Hate Crime Aggravators

Aggravator	2019/20	2020/21	2021/22	2022/23	2023/24	2024/25
Age	-	-	-	-	-	104
Disability	46	46	73	79	86	206
Race	584	498	573	585	542	833
Religion	98	65	92	101	66	129
Sexual Orientation	183	180	243	256	196	306
Transgender	15	12	17	18	25	42
Variations in Sex Characteristics	-	-	-	-	-	6
Total	926	801	998	1039	915	1626

27. Recorded Hate Crime Aggravators (1st April – 19th May)

Tables 4.1 and 4.2: Description of data within graph and table

Information presented in Table 4.1 and Table 4.2 (1st April - 19th May):
Hate Aggravators (Financial Year to date) –

Age: 2019/20 -; 2020/21 -; 2021/22 -; 2022/23 -; 2023/24 -; 2024/25 - 104

Disability: 2019/20 – 46; 2020/21 - 46; 2021/22 - 73; 2022/23 - 79; 2023/24 - 86; 2024/25 - 206

Race: 2019/20 – 584; 2020/21- 498; 2021/22 - 573; 2022/23 - 585; 2023/24 - 542; 2024/25 - 833

Religion: 2019/20 – 98; 2020/21 - 65; 2021/22 - 92; 2022/23 - 101; 2023/24 - 66; 2024/25 - 129

Sexual Orientation: 2019/20 – 183; 2020/21 - 180; 2021/22 - 243; 2022/23 - 256; 2023/24 - 196;
2024/25 - 306

Transgender: 2019/20 – 15; 2020/21 - 12; 2021/22 -17; 2022/23 - 18; 2023/24 - 25; 2024/25 - 42

Variations in Sex Characteristics: 2019/20 -; 2020/21-; 2021/22 -; 2022/23-; 2023/24-; 2024/25 - 6

28. Recorded Hate Crime Aggravators (1st April – 19th May)

Caveats for Tables 4.1 and 4.2

All statistics are provisional and should be treated as management information. All data have been extracted from Police Scotland internal systems and are correct as of 20th May 2024.

1. The data prior to the 1st April 2024 has been extracted from the iVPD database using the ‘incident created’ date..
2. The data from the 1st April 2024 has been extracted from the National Crime Unifi database using the ‘date raised’.
3. Please note, the data from iVPD has been extracted based on crimes/offences which include at least one of the hate aggravators.
4. Please note, the data from National Unifi Crime has been extracted based on the hate crime aggravators. Not all recorded hate crimes include an aggravator within National Unifi Crime.
5. Please note, Tables 4.1 and 4.2 display a count of aggravators. Multiple aggravators can be added to the one hate crime.

29. Recorded Hate Crime Aggravators (1st April – 19th May)

Caveats for Tables 4.1 and 4.2

6. Please note, due to the different sources of data being used, and the different methodology/counting rules, comparison of recorded hate crimes from the 1st April 2024 with recorded hate crimes prior to the 1st April 2024 would not be advised. Any comparison of the two datasets should be carried out with caution.
7. Please note, the aggravators 'Age' and 'Variations in Sex Characteristics' were introduced on the 1st April 2024. These aggravators could not be selected from the iVPD database.